

**ANNEX B
GOVERNMENT PROCUREMENT POLICY BOARD
CONSOLIDATED PROCUREMENT MONITORING REPORT**


Period Covered: CY 2021


Name of Agency: **DEPARTMENT OF EDUCATION - DIVISION OF MISAMIS ORIENTAL**


	Total Amount of Approved APP	Total Number of Procurement Activities	No. of Contracts Awarded	Total Amount of Contracts Awarded	No. of Failed Biddings	Total No. of Entities who Acquired Bid Docs	Total No. of Bidders who Submitted Bids	Total No. of Bidders who passed Eligibility Stage	No. of Bid Opportunities Posted at PhilGEPS	No. of Contract Award Posted at PhilGEPS	Total No. Of Contracts that incurred negative slippage	Total No. of contracts with amendments to order or variation orders	No. of Contracts Awarded within prescribed timeframes
1. Public Bidding*													
1.1 Goods	70,552,337.50	25	25	49,511,501.34	2	28	27	27	25	25	0	0	25
1.2 Works	4,129,042.99	2	2	3,566,928.33	0	6	6	6	2	2	0	0	2
1.3 Consulting Services													
Sub-Total	74,681,380.49	27	27	53,078,429.67	2	34	33	33	27	27	0	0	27
2. Alternative Modes													
2.1 Shopping (≤ 2.2 above 50K)	10,536,894.58	36	35	9,119,436.99					35	35			
2.1.2 Shopping (≤ 2.1.1 above 50K)	857,182.62	53	53	615,191.25									
2.1.3 Other Shopping	370,441.04	1	1	370,441.04									
2.2 Direct Contracting (above 50K)	228,889.50	10	10	228,889.50									
2.2.2 Direct Contracting (50K or less)	0.00			0.00									
2.3 Repeat Order (above 50K)	0.00			0.00									
2.3.2 Repeat Order (50K or less)	0.00			0.00									
2.4 Limited Source Bidding	131,665.47	13	13	131,665.47									
2.4.1 Negotiation (Common Use Supplies)	0.00			0.00									
2.4.2 Negotiation (Recognized Government Printers)	11,173,680.00	1	1	11,173,680.00					1	1			
2.4.3 Negotiation (TPB 5-1)	13,410,014.50	28	28	11,767,108.79					28	28			
2.4.4 Negotiation (SVP 5.3.9 above 50K)	0.00			0.00									
2.4.5 Other Negotiated Procurement (Others above 50K)	506,670.70	19	19	479,365.00					64	64			
2.4.6 Other Negotiated Procurement (50K or less)													
Sub-Total	37,215,438.41	160	160	33,885,778.04									
3. Foreign Funded Procurement**													
3.1 Public Bid													
3.2 Alternative Modes	0.00	0	0	0.00									
Sub-Total	0.00	0	0	0.00									
4. Others, specify:													
TOTAL	111,896,818.90	187	187	86,964,207.71									


* Should include foreign-funded publicly-bid projects per procurement type
** All procurement using Foreign Funds excluding National Competitive Bidding (NCB) contracts; conversion to peso will be at BSP rates at the time the bids/quotations were submitted

Prepared by: 
NIÑO JOMAR S. CABLAY
BAC Secretariat

Recommending Approval: 
NIFRA R. LAGO, MSPh, PhD, CESO VI
BAC Chairman - Assistant Schools Division Superintendent

Approved: 
JONATHAN S. DELA PENA, PhD, CESO V
Head of the Procuring Entity - Schools Division Superintendent

Confirmed by: 
MARIA ASUNCION G. RAFOLS
MORSTEA President


Warkita M. Tangelog
Observer
Xamin Sure Fink
09367252746